

Abstract Submission Guide

The 3rd Annual Health Research International Conference 2024

Health Research and Innovation for Future & Mankind

- Register in the ThaiJO system
- Activate your account
- Submit an Article
- Email confirmation upon successful submission

Registration

1. Log in to the registration of the ThaiJO system.

The image shows a screenshot of the ThaiJO login page. At the top, the word "THAIJO" is displayed in white on a dark background. Below it, the text "Sign in to your account" is centered. There are two input fields: "Email" and "Password". Below the "Email" field is a blue "Sign In" button. To the right of the "Sign In" button is a link that says "Click the Register link". Below the "Sign In" button is a link that says "New user? Register". A red dashed box highlights the "Click the Register link" text, and a red circle highlights the "Register" link. A red line connects the "Click the Register link" text to the "Register" link.

2. Complete with all required information.

THAIJO

Register

First name (EN)

Journal First Name

Last name (EN)

Medical Last Name

Email

jhsmr.psu@gmail.com Email

Affiliation (EN)

Faculty of Medicine, Prince of Songkhro Affiliation jai, Song...

Password


..... Password


Confirm password

..... Repeat Password

Country

Thailand Country ▼

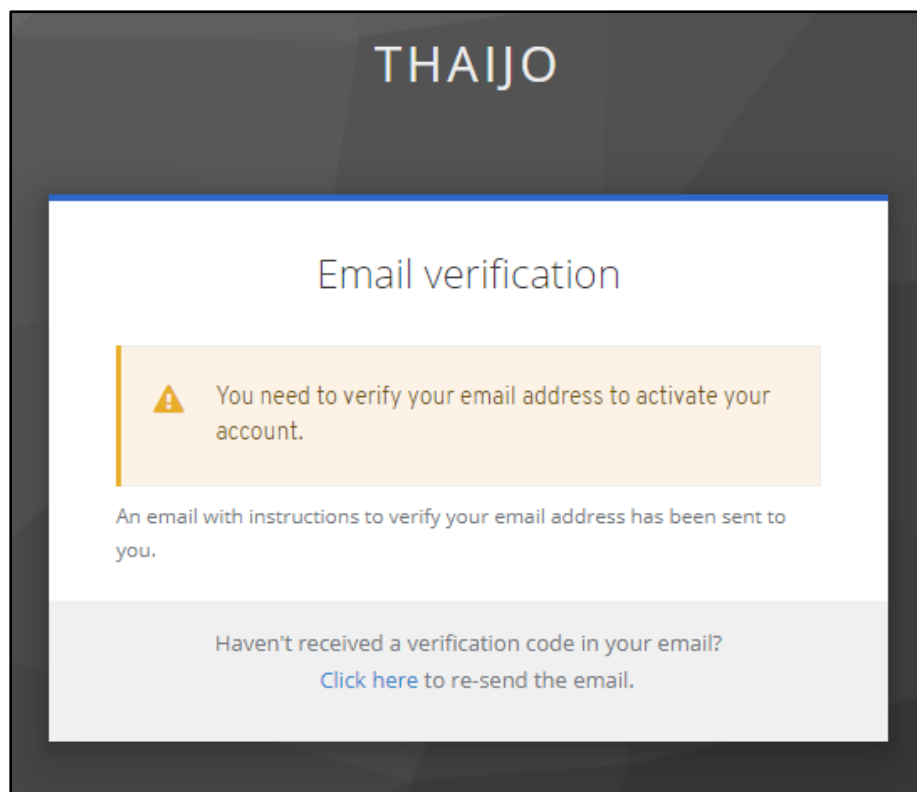
 I'm not a robot

 reCAPTCHA
Privacy - Terms

Tick I'm not a robot

[« Back to Login](#)

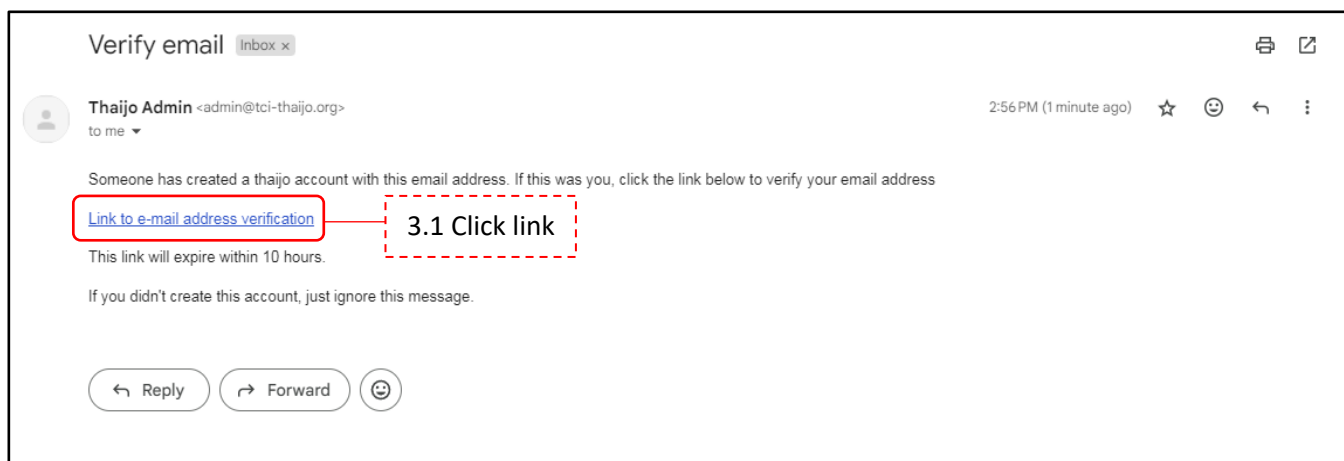
[Register](#) Click Register



3. Open your email to verify the information.

Note*

- If you don't find the Email in your inbox, please check as follows:
 1. Check Spam Mails
 2. Check the trash (Junk Mails)
 3. Search for the subject "Verify email"
 4. Find the email received from admin@tci-thaijo.org



JHSMR
Journal of Health Science
and Medical Research

Register Login

CURRENT ARCHIVES ANNOUNCEMENTS GUIDE FOR AUTHORS PUBLICATION ETHICS EDITORIAL BOARD

SUBMIT ABOUT

HOME / Complete registration

The last step is to verify the information with "Journal of Health Science and Medical Research".

Given Name * Journal

Family Name * Medical

Email * jhsmr.psu@gmail.com

Username * jhsmr.psu@gmail.com

Affiliation * Faculty of Medicine, Prince of Songkla Univ

Country * Thailand

Yes, I agree to have my data collected and stored according to the [privacy statement](#).*

Yes, I would like to be notified of new publications and announcements.

Register Cancel

3.2 Verify the information

3.3 Tick boxes

3.4 Click Register

SUBMIT A PAPER

JHSMR accepts online submission through

Clarivate Analytics
SCHOLARONE™

JOURNAL INFORMATION

Approved by TCI during 2020 - 2024

CiteScore™ metrics

Subject area: [Medicine: General Medicine](#)

4. Add author role.

Note* (If you encounter an error message “The current role does not have access to this operation.” You can go to your dashboard or view profile to add author role by yourself, then refresh)

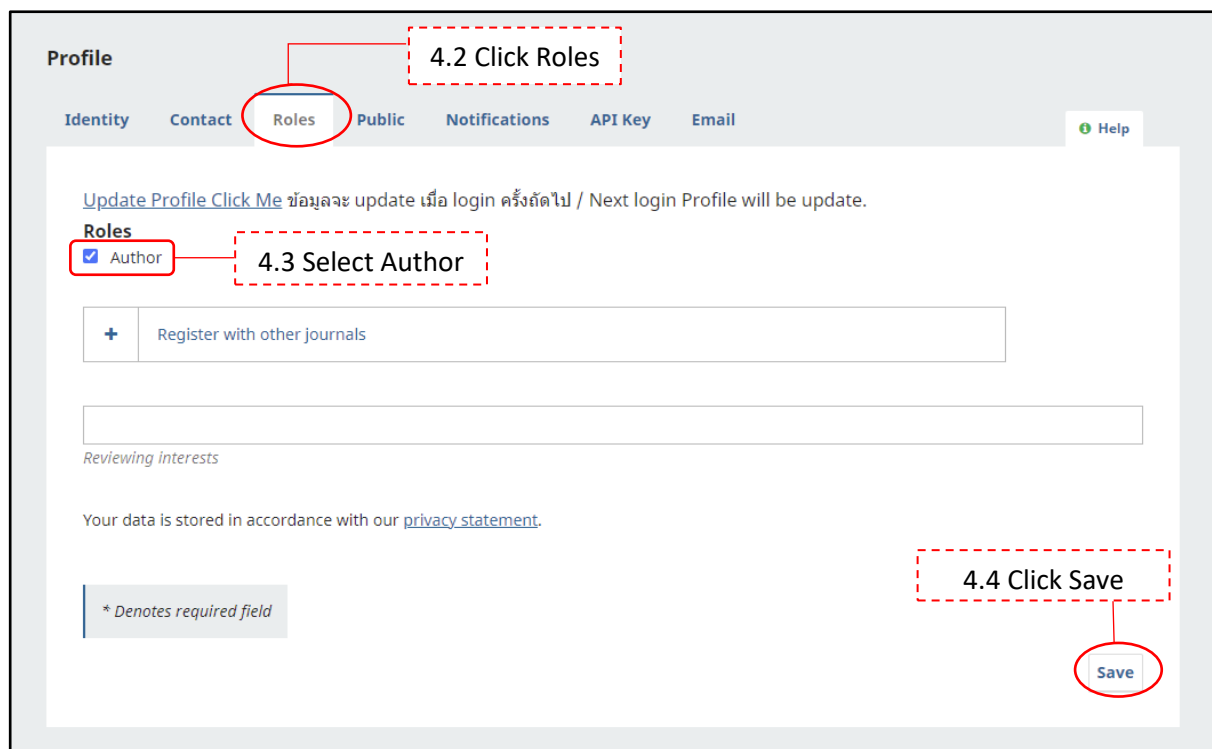
HOME / Registration complete

Registration complete

Thanks for registering! What would you like to do next?

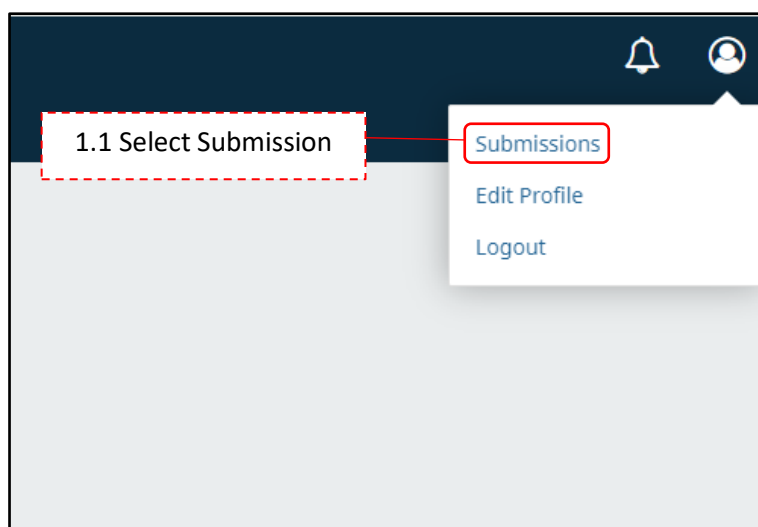
- [Make a New Submission](#)
- [Edit My Profile](#)
- [Continue Browsing](#)

4.1 Click Edit My Profile



Submit your abstract

1. Go to submission dashboard
 - 1.1 Click your account and select submissions from the upper right corner of the screen
 - 1.2 If you have logged out. You can log in or click on the SUBMIT-AHR-iCON button from the homepage of JHSMR ThaiJO.
- (JHSMR ThaiJO: <https://he01.tci-thaijo.org/index.php/jhsmr/>)



The screenshot shows the JHSMR website homepage. At the top left is the JHSMR logo. To the right, there are links for 'Register' and 'Login', with a red box around 'Login' and a dashed red box around the text '1.2 Login to the system' with an arrow pointing to the 'Login' button. Below the header is a navigation menu with links: CURRENT, ARCHIVES, ANNOUNCEMENTS, GUIDE FOR AUTHORS, PUBLICATION ETHICS, EDITORIAL BOARD, SUBMIT, and ABOUT. The main content area features the JHSMR logo, ISSN information (2586-9981 Print, 2630-0559 Online), and a 'Scopus' indexed badge. On the right side, there are two buttons: 'SUBMIT-AHR-iCON' (highlighted with a red box) and 'SUBMIT A PAPER'. Below these is a section for 'JHSMR accepts online submission through' with the Clarivate Analytics SCHOLARONE logo. A section titled 'About the Journal' is visible at the bottom left.

2. Making a Submission

Start a new submission by clicking the New Submission button on the right side of the screen.

The screenshot shows the 'Submissions' page. At the top left is the title 'Submissions'. Below it are tabs for 'My Queue' and 'Archives'. On the right, there is a 'Help' icon. A dashed red box around the text 'Click New Submission' has an arrow pointing to a red box around the 'New Submission' button. The main content area is titled 'My Assignments' and contains a search bar, a 'Filters' dropdown, and the 'New Submission' button. Below this, it says 'No submissions found.'

Step 1: Start

Submit an Article

1. Start 2. Upload Submission 3. Enter Metadata 4. Confirmation

Section

 Section: select an option below:
 - **AHR-iCON-Abstract** for submit abstract
 - **AHR-iCON-Full paper** for submit Full paper (Manuscript)

*Articles must be submitted to one of the journal's sections. **

Categories
 Clinical Medicine
 Pharmaceutical Science
 Biomedical Engineering
 Medical and Health Technology
 Health Sciences
 Biomedical Sciences
 Public Health
 Select your topic

Submission Requirements
 You must read and acknowledge that you've completed the requirements below before proceeding.

Author guarantee and consent form
 The names, current contact information, and email addresses of all Peer Reviewers. (must not be from the same institution nor coauthors)
 All persons designated as authors, including those who do not have a formal role in the manuscript, and all those who qualify should be listed.
 English language approval (for non-native speaking countries)
 Tick all boxes

Comments for the Editor

Yes, I agree to have my data collected and stored according to the [privacy statement](#).
 Tick to accept the agreement

Click Save and continue

* Denotes required field

Step 2: Upload Submission

Submit an Article

1. Start

Drag files into the upload area

- **Abstract:** upload abstract file (.docx)
- **Full paper:** upload manuscript (.docx), consent form and EC

Or click Add File

Files

Upload any files the editorial team will need to evaluate your submission. [Upload File](#)

Add File

Save and continue Cancel

Submit an Article

1. Start 2. Upload Submission 3. Enter Metadata 4. Confirmation 5. Next Steps

Files

Add File

Full paper-Manuscript.docx Edit Remove

What kind of file is this? Article Text Other

EC.pdf Edit Remove

What kind of file is this? Article Text Other

Consent form_PSUMJ.pdf Edit Remove

What kind of file is this? Article Text Other

Select file type

- **Article Text:** article file
- **Other:** other files

Save and continue Cancel

Submit an Article

1. Start 2. Upload Submission 3. Enter Metadata 4. Confirmation 5. Next Steps

Files

Add File

Full paper-Manuscript.docx Article Text Edit Remove

Consent form_PSUMJ.pdf Other Edit Remove

EC.pdf Other Edit Remove

file type

Click Save and continue

Save and continue Cancel

Add Contributor:

- By default, your details will already be added as the primary contributor.
- You can to edit contributor details by clicking triangle (▸) then select Edit.
- You can add co-authors by clicking the Add Contributors link. This will open a new window with fields to enter their information.

List of Contributors				
Name	E-mail	Role	Primary Contact	In Browse Lists
▸ Journal Medical	jhsmr.psu@gmail.com	Author	<input checked="" type="checkbox"/>	<input checked="" type="checkbox"/>

Add Contributor
First Name
Last Name
✕

Name

Given Name * Family Name

How do you prefer to be addressed? Salutations, middle names and suffixes can be added here if you would like.

Preferred Public Name

Contact

Email *

Country

Country *

User Details

Homepage URL

See below to request authenticated ORCID ID

ORCID ID

Affiliation

Affiliation

Bio Statement (e.g., department and rank)

Contributor's role *

Author
 Translator

Principal contact for editorial correspondence.

Include this contributor in browse lists?

ORCID

ORCID ID not authenticated! Please request authentication from the contributor.

Send e-mail to request ORCID authorization from contributor

Delete ORCID ID and access token!

* Denotes required field

Click Save

Step 5: Next Steps

Submit an Article

1. Start
2. Upload Submission
3. Enter Metadata
4. Confirmation
5. Next Steps

Submission complete

Thank you for your interest in publishing with Journal of Health Science and Medical Research.

What Happens Next?

The journal has been notified of your submission, and you've been emailed a confirmation for your records. Once the editor has reviewed the submission, they will contact you.

For now, you can:

- [Go to this submission](#)
- [Create a new submission](#)
- [Return to your dashboard](#)